

FY 2024 PHYSICAL PLAN

Department : State Universities and Colleges (SUCs)
 Agency/Entity : Sulu State College
 Operating Unit : < not applicable >
 Organization Code (UACS) : 08 112 0000000


Particulars	UACS CODE	Current Year Accomplishments			Physical Target (Budget Year)				Variance	Remarks	
		Actual Jan.1 - Sept.30	Estimate Oct.1 - Dec.30	Total 5=3+4	Total 6=7+8+9+10	1st Quarter 7	2nd Quarter 8	3rd Quarter 9			4th Quarter 10
1	2	3	4	5=3+4	6=7+8+9+10	7	8	9	10	11	12
HIGHER EDUCATION PROGRAM	310100000000000										
Outcome Indicator(s)											
1. Percentage of first-time licensure exam takers that pass the licensure exams		8%	65%	73.00%	70.00%		35%		35%	3%	
2. Percentage of graduates (2 years prior) that are employed		41%	17%	58%	88.00%	44%	44%			-30%	
Output Indicator(s)											
1. Percentage of undergraduate students enrolled in CHED-identified and RDC-identified priority programs		30.00%	0.00%	30.00%	30.00%	7.5%	7.5%	7.5%	7.5%	0%	
2. Percentage of undergraduate programs with accreditation		64%	22%	90.00%	90.00%		45%		45%	0%	
RESEARCH PROGRAM	320200000000000										
Outcome Indicator(s)											
1. Number of research outputs in the last three years utilized by the industry or by other beneficiaries		61	0	61	61		30		31	0	
Output Indicator(s)											
1. Number of research outputs completed within the year		15	16	31	31		15		16	0	
2. Percentage of research outputs presented in national, regional, and international fora within the year		48%	0%	30.00%	30.00%	15%		15%		0%	

TECHNICAL ADVISORY EXTENSION PROGRAM	3301000000000000									
Outcome Indicator(s)										
1. Number of active partnerships with LGUs, industries, NGOs, NGAs, SMEs, and other stakeholders as a result of extension activities		16	0	10	10		5	5	0	
Output Indicator(s)										
1. Number of trainees weighted by the length of training		1475	0	700	700	175	175	175	175	0
2. Number of extension programs organized and supported consistent with the SUC's mandated and priority programs		16	0	15	15		5	10	0	
3. Percentage of beneficiaries who rate the training course/s as satisfactory or higher in terms of quality and relevance		90%	0%	90.00%	90.00%	45%	45%			0


Certified Correct:


 ANTONIO A. PESCADERA
 Planning Officer
 Date:


Certified Correct:


 ABDULNASIR N. ANTAO
 Budget Officer
 Date:

Recommending Approval By:


 ALMASHNI S. LIPAE, DPA
 Chief Administrative Officer V
 Date:

Approved By:


 PROF. CHARISMA S. UTUTALUM, CESE
 SUC President II
 Date: