



1. Number of research outputs completed													
within the year			16		15	31	7.5	7.5		33	48	17	This are the number of researches completed within the year
2. Percentage of research outputs presented													
in national, regional, and international fora													
within the year		0.15		0.15		0.30	0.085	0.085			0.17	-13	41 number of researches completed and presented internationally
TECHNICAL ADVISORY EXTENSION PROGRAM	3301000000000000												
OO : Community engagement increased													
Outcome Indicator													
1. Number of active partnerships with													
LGUs, industries, NGOs, NGAs, SMEs, and													
other stakeholders as a result of extension		3	3	2	2	10	8	8			16	6	Results of active partnership within the province
activities													
Output Indicators													
1. Number of trainees weighted by the													
length of training		175	175	175	175	700	737.5	737.5			1475	775	Number of trainees from January to December 2023
2. Number of extension programs organized													
and supported consistent with the SUC's													
mandated and priority programs		0	8	0	7	15	8	8			16	1	Number of Extension Programs Conducted
3. Percentage of beneficiaries who rate the													
training course/s as satisfactory													
or higher in terms of quality and relevance		0.45	0.45	0	0	0.90	0.45	0.45		0.10	100%	10%	Results of Programs conducted


Prepared By:

In coordination with:

Approved By:


ANTONIA W. DESCADERA
 Planning Officer
 Date:


ABDULNASIR N. ANTAO
 Budget Officer
 Date:


PROF. CHARISMA S. UTUTALUM, CESE
 SUC President II
 Date: